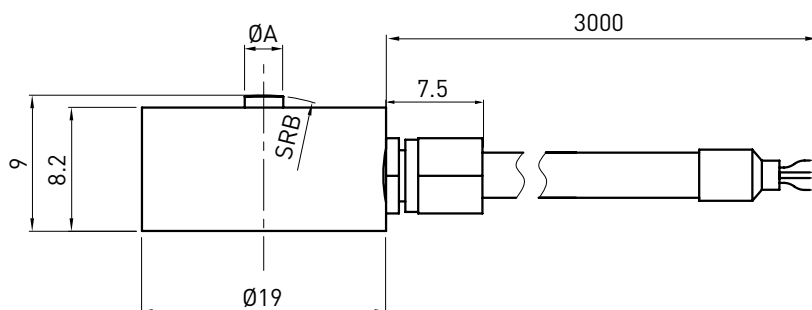


压式结构传感器

Compression Load Cell

F1817

尺寸及量程 / Size and Capacity



CAP [kg]	SIZE(mm)	A	B	材料/Material	重量/Weight
5/10/15/20/25/30/50		2	15	不锈钢 Stainless steel	0.2kg
100/200/300		3	20		
500/1000		5	20		

技术参数 / Technical Parameters

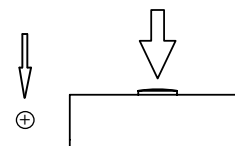
参数	Specifications	技术指标/Technique
输出灵敏度	Rated output	1.5 ± 10% mV / V
零点输出	Zero balance	± 2% F.S.
非线性	Non-linearity	≤1% F.S.
滞后	Hysteresis	0.25 % F.S.
重复性	Repeatability	0.25% F.S.
温度灵敏度漂移	Temp. effect on output	0.36% F.S. / 10°C
零点温度漂移	Temp. effect on zero	0.18% F.S. / 10°C
输入电阻	Input impedance	350 ± 10 Ω
输出电阻	Output impedance	350 ± 5 Ω
绝缘电阻	Insulation	≥5000M Ω / 100VDC
激励电压	Recommended excitation	5V
最大激励电压	Maximum excitation	10V
温度补偿范围	Compensated temp. range	- 10 ~ 60°C
工作温度范围	Operation temp. range	- 20 ~ 80°C
安全超载	Safe overload	120% F.S.
极限超载	Ultimate overload	200% F.S.
电缆线尺寸	Cable size	Ø2 × 3000 mm
防护等级	Protection class	IP64
连接方式	Cable color code	Input: Red(+) Black(-); Output: Green(+) White(-); 输入: 红 (+) 黑 (-); 输出: 绿 (+) 白 (-);



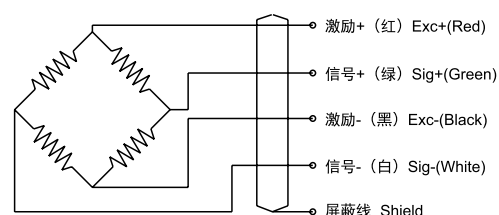
特点和用途 / Features & Applications

- 微型传感器，外形小巧
- 不锈钢，IP64
- 适用于保压设备、手机装配力、按键手感觉测试仪、压机压力检测、机器人手抓力等各种小空间测力
- Miniature load cell, low profile
- Made of stainless steel, IP64
- Suitable for force measurement in limited spaces
- Various applications such as consumer electronics assembly, automation industry

受力方式 / Load Direction



接线图 / Schematic Wiring Diagram



注：屏蔽线不与弹性体相连。

Note: Cable shield is not connected to element.

Model:F1817