

UV Sensor Probe

GUVx-T1xGC-I8LO1

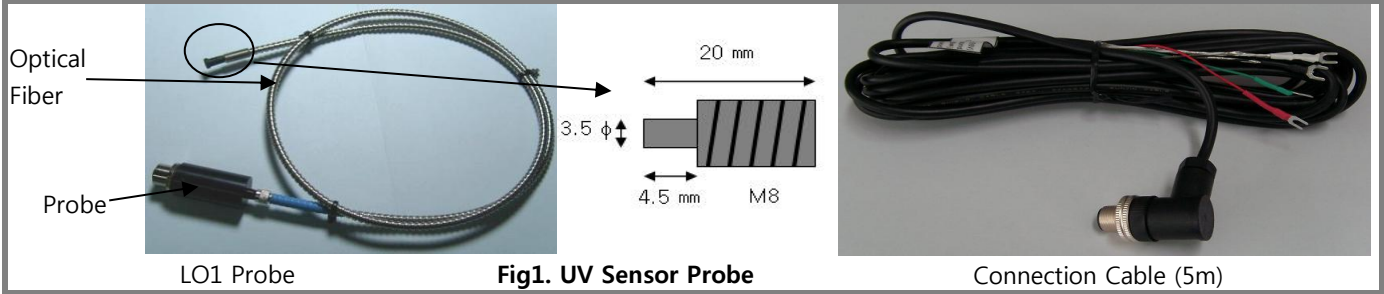
Features

- Single Supply Voltage, 3 wire 4-20 mA Current Output
- High Temperature Environment (under 200°C)

Applications

UV Power Measure

UV Lamp Monitoring



Case dimensions

LO Probe (mm)		LO Probe Material	Optical Fiber		
Diameter	Total		Length (m)	Core (mm)	Material
20	56	Al-60	1 (±10cm)	1	SUS 304

Absolute Maximum Ratings

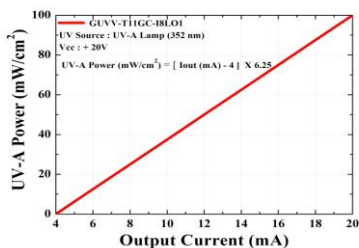
Parameter		Min.	Typ.	Max.	Unit	Remark
Operating Temperature	Optical Fiber			200	°C	
	LO Probe	-30		85	°C	

Electro-Optical Characteristics (at 25 °C)

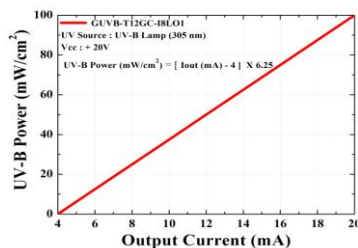
Parameter		Symbol	Min.	Typ.	Max.	Unit	Remark
Supply Voltage		V_{cc}	9		24	VDC	
Offset Current		I_{off}		4		mA	
Detection Range	GUVV-T11GC-I8LO1	λ	230	350	395	nm	10% of Max.
	GUVB-T12GC-I8LO1	λ	220	300	320	nm	
	GVBL-T12GC-I8LO1	λ	330	385	445	nm	
Output Current		I_{out}	4		20	mA	
Detection Power Range		P	0		100	mW/cm ²	
Response Time		T		10		ms	

* maximum detection range : 100 mW / cm² (default), 1000 mW / cm² (optional)

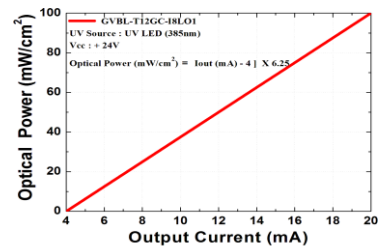
Output Current along UV power



GUVV-T11GC-I8LO1



GUVB-T12GC-I8LO1



GVBL-T12GC-I8LO1

$$UV \text{ Power (mW/cm}^2\text{)} = [I_{out} \text{ (mA)} - 4] \times 6.25$$